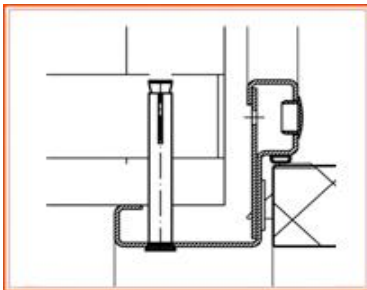




Industrial Single Leaf Steel Doors (ISD)

Retail Price List in Euro, VAT not included updated on 20.08.2018

All prices include 2 mm thick metal door frame, do not include VAT



Angular frame

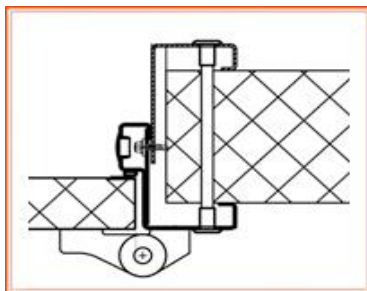
RAL 9003	Installation opening, HEIGHT, mm	Installation opening, WIDTH, mm					
		700	800	900	1000	1100	1200
	1800	230	234	240	263	273	285
	1900	234	238	243	267	277	290
	2000	237	241	246	270	281	294
	2100	239	244	249	274	284	298
	2200	243	248	254	278	289	303
	2300	247	251	257	282	293	307
	2400	251	255	261	287	298	312



AISI 304	Installation opening, HEIGHT, mm	Installation opening, WIDTH, mm					
		700	800	900	1000	1100	1200
	1800	398	415	419	466	479	497
	1900	411	428	433	481	494	513
	2000	422	440	444	494	508	527
	2100	434	452	456	507	521	541
	2200	445	463	468	520	535	555
	2300	456	475	480	533	548	569
	2400	467	487	492	547	562	583

Overlapping frame

RAL 9003	Installation opening, HEIGHT, mm	Installation opening, WIDTH, mm					
		700	800	900	1000	1100	1200
	1800	249	254	260	285	296	310
	1900	253	258	264	290	301	315
	2000	257	261	268	294	305	320
	2100	260	265	271	298	310	324
	2200	265	270	276	303	315	330
	2300	269	274	281	308	320	336
	2400	274	279	286	314	326	342



AISI 304	Installation opening, HEIGHT, mm	Installation opening, WIDTH, mm					
		700	800	900	1000	1100	1200
	1800	473	494	499	556	572	595
	1900	489	510	516	574	591	614
	2000	503	525	531	591	609	632
	2100	518	540	546	608	626	650
	2200	532	555	561	624	643	667
	2300	547	570	576	641	660	685
	2400	561	585	591	658	677	703

Our doors are available in custom sizes to insure best commercial application

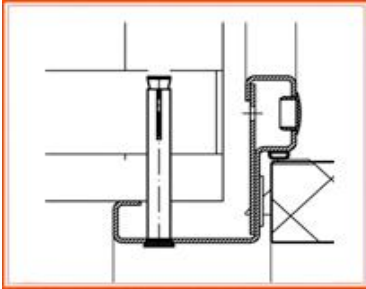
- **Core:** rigid polyurethane foam by German Dow Chemical Company, density up to 50 kg/m³
- **Thermal conductivity:** 0,022 W/(m*k)
- **Exterior and interior metal, including door shoulders:** 0,5 mm thick galvanised steel, in RAL colours of your choice
- **Packaging:** 50 micron thick plastic stretch-wrap

Industrial Double Leaf Steel Doors (IDD)

Retail Price List in Euro, VAT not included updated on 20.08.2018

All prices include 2 mm thick metal door frame, do not include VAT

Angular frame

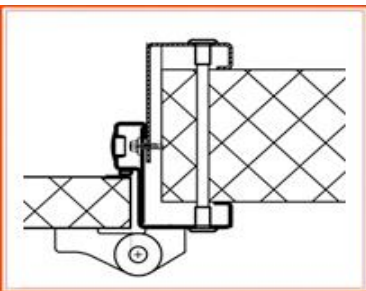


	Installation opening, HEIGHT, mm	Installation opening, WIDTH, mm					
		1400	1600	1800	2000	2200	2320
RAL 9003	1800	401	427	433	439	445	448
	1900	412	438	444	451	457	460
	2000	418	447	453	459	465	469
	2100	425	455	461	468	474	478
	2200	432	463	470	476	483	487
	2300	439	471	478	485	492	496
	2400	446	479	487	494	501	505



	Installation opening, HEIGHT, mm	Installation opening, WIDTH, mm					
		1400	1600	1800	2000	2200	2320
AISI 304	1800	652	725	734	744	754	760
	1900	674	750	760	770	780	786
	2000	691	771	782	792	802	808
	2100	709	793	803	814	825	831
	2200	727	815	825	836	847	854
	2300	745	836	847	858	869	876
	2400	763	858	869	880	892	899

Overlapping frame



	Installation opening, HEIGHT, mm	Installation opening, WIDTH, mm					
		1400	1600	1800	2000	2200	2320
RAL 9003	1800	459	488	495	503	510	514
	1900	471	501	509	516	524	528
	2000	480	511	519	527	534	539
	2100	488	521	529	537	545	550
	2200	496	531	539	547	555	560
	2300	505	540	549	557	566	571
	2400	513	550	559	568	577	582

	Installation opening, HEIGHT, mm	Installation opening, WIDTH, mm					
		1400	1600	1800	2000	2200	2320
AISI 304	1800	784	865	879	893	907	915
	1900	810	896	910	924	938	946
	2000	833	922	936	951	965	973
	2100	855	949	963	978	992	1 001
	2200	878	975	990	1 005	1 019	1 028
	2300	900	1 001	1 017	1 032	1 047	1 056
	2400	922	1 028	1 043	1 059	1 074	1 083

Our doors are available in custom sizes to insure best commercial application

- **Core:** rigid polyurethane foam by German Dow Chemical Company, density up to 50 kg/m³
- **Thermal conductivity:** 0,022 W/(m*k)
- **Exterior and interior metal, including door shoulders:** 0,5 mm thick galvanised steel, in RAL colours of your choice
- **Packaging:** 50 micron thick plastic stretch-wrap



Dorma lock and handle, Germany

Door catalogue codes

ISD Industrial Single Leaf Steel Door
Right/Left Hinges on the right/ Hinges on the left

Example of door catalogue code: ISD 800 2000 40 Ral9003/Ral9003 Ang Right

Door type	Doorway Width	Doorway Height	Door leaf thickness	Door steel type		Frame type	Hinges location
				Exterior	Interior		
Industrial Single Leaf Steel Door	800	2000	40	RAL9003	RAL9003	Angular	Right

Additional options for Industry Steel Doors

Item	Price, VAT not included
Door closer	46
Door blade material: AISI 430, price for 1 sq m	14
Frame material: AISI 430, price for 1 running meter	20
Stainless steel metalware kit. Price for 1 sq m	4
Frame material: AISI 430, price for 1 running meter	19
IDD frame installation hardware to insulated sandwich panels	14
ISD frame installation hardware to insulated sandwich panels	12
IDD frame installation hardware to a brick wall	6
ISD frame installation hardware to a brick wall	4
Hidden installation hardware (ISD)	25
Hidden frame installation hardware AISI 304 (ISD)	70
Hidden frame installation hardware AISI 430 (ISD)	54
Hidden installation hardware (IDD)	29
Hidden frame installation hardware AISI 304 (IDD)	82
Hidden frame installation hardware AISI 430 (IDD)	63
Frame installation hardware for steel stud construction	4

Factory installed bumpers on ISD

Bumper material	Thickness, mm	Price for sq m	Price for running meter, VAT not included	
			Bottom 0,25 m	Bottom 0,5 m
AISI 304	1,5	66	17	33
AISI 430	1,5	47	12	24
Checker plate	1,5	48	12	24
Flat ABS plastic	4,0	27	7	13

Factory installed bumpers on IDD

Bumper material	Thickness, mm	Price for sq m	Price for running meter, VAT not included	
			Bottom 0,25 m	Bottom 0,5 m
AISI 304	1,5	68	17	34
AISI 430	1,5	49	12	24
Checker plate	1,5	49	12	24
Flat ABS plastic	4,0	36	9	18

Packaging

Item	Price, VAT not included
Stretch-wrap	included in door price
Cardboard packaging	calculated individually for your order
Wooden packaging	calculated individually for your order



Agrohim territory, bld. 58,
Shchelkovo, Moscow region,
Russia, 141101

+7 (925) 745-01-37



www.profhod.ru
www.profpnl.ru