

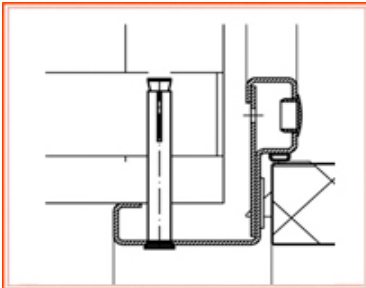


Industrial Single Leaf Steel Doors (ISD)

Retail Price List in US Dollars, VAT not included updated on 20.08.2018

All prices include 2 mm thick metal door frame, do not include VAT

Angular frame

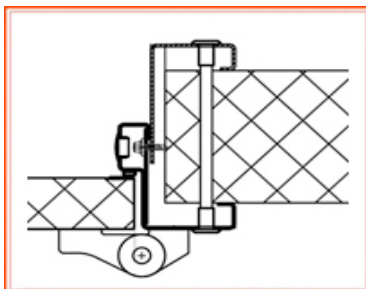


RAL 9003	Installation opening, HEIGHT, mm	Installation opening, WIDTH, mm					
		700	800	900	1000	1100	1200
	1800	269	274	280	307	318	333
	1900	273	278	284	312	323	338
	2000	276	281	287	315	327	343
	2100	279	284	291	319	332	347
	2200	284	289	296	325	337	353
	2300	288	293	300	330	342	358
	2400	292	298	305	335	348	364



AISI 304	Installation opening, HEIGHT, mm	Installation opening, WIDTH, mm					
		700	800	900	1000	1100	1200
	1800	465	484	489	543	559	580
	1900	479	499	505	561	577	598
	2000	493	513	518	576	593	615
	2100	506	527	532	591	608	631
	2200	519	541	546	607	624	647
	2300	532	554	560	622	640	664
	2400	545	568	574	638	656	680

Overlapping frame



RAL 9003	Installation opening, HEIGHT, mm	Installation opening, WIDTH, mm					
		700	800	900	1000	1100	1200
	1800	291	296	303	333	345	361
	1900	296	301	308	338	351	368
	2000	299	305	312	343	356	373
	2100	304	309	317	348	361	378
	2200	309	315	322	354	368	385
	2300	314	320	328	360	374	392
	2400	319	325	333	366	380	399

AISI 304	Installation opening, HEIGHT, mm	Installation opening, WIDTH, mm					
		700	800	900	1000	1100	1200
	1800	552	576	583	648	668	694
	1900	571	595	602	670	690	716
	2000	587	613	620	689	710	737
	2100	604	630	637	709	730	758
	2200	621	647	655	728	750	778
	2300	638	665	672	748	770	799
	2400	654	682	690	767	790	820

Our doors are available in custom sizes to insure best commercial application

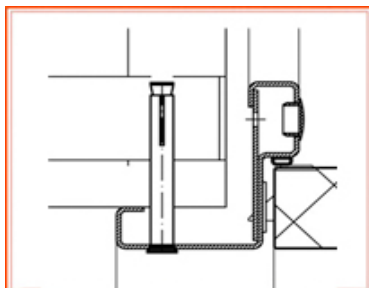
- **Core:** rigid polyurethane foam by German Dow Chemical Company, density up to 50 kg/m³
- **Thermal conductivity:** 0,022 W/(m*k)
- **Exterior and interior metal, including door shoulders:** 0,5 mm thick galvanised steel, in RAL colours of your choice
- **Packaging:** 50 micron thick plastic stretch-wrap

Industrial Double Leaf Steel Doors (IDD)

Retail Price List in US Dollars, VAT not included updated on 20.08.2018

All prices include 2 mm thick metal door frame, do not include VAT

Angular frame

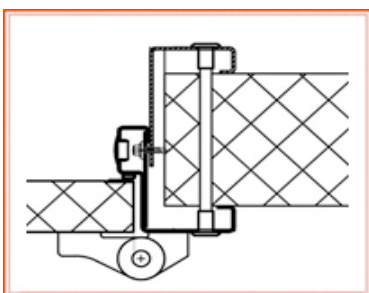


	Installation opening, HEIGHT, mm	Installation opening, WIDTH, mm					
		1400	1600	1800	2000	2200	2320
RAL 9003	1800	468	498	505	512	519	523
	1900	480	511	519	526	533	537
	2000	488	521	528	536	543	547
	2100	496	531	538	546	553	558
	2200	504	540	548	556	564	569
	2300	512	550	558	566	574	579
	2400	520	559	568	576	585	590



	Installation opening, HEIGHT, mm	Installation opening, WIDTH, mm					
		1400	1600	1800	2000	2200	2320
AISI 304	1800	761	845	857	868	880	887
	1900	786	875	886	898	910	917
	2000	807	900	912	924	936	943
	2100	827	925	937	950	962	970
	2200	848	950	963	976	988	996
	2300	869	976	988	1 001	1 014	1 022
	2400	890	1 001	1 014	1 027	1 040	1 048

Overlapping frame



	Installation opening, HEIGHT, mm	Installation opening, WIDTH, mm					
		1400	1600	1800	2000	2200	2320
RAL 9003	1800	536	569	578	586	595	600
	1900	550	585	594	602	611	616
	2000	559	596	605	614	623	629
	2100	569	608	617	626	636	641
	2200	579	619	629	638	648	654
	2300	589	631	640	650	660	666
	2400	598	642	652	662	673	679

	Installation opening, HEIGHT, mm	Installation opening, WIDTH, mm					
		1400	1600	1800	2000	2200	2320
AISI 304	1800	915	1 010	1 026	1 042	1 058	1 067
	1900	945	1 045	1 061	1 078	1 094	1 104
	2000	971	1 076	1 092	1 109	1 126	1 136
	2100	998	1 107	1 124	1 141	1 158	1 168
	2200	1 024	1 138	1 155	1 172	1 189	1 200
	2300	1 050	1 168	1 186	1 204	1 221	1 232
	2400	1 076	1 199	1 217	1 235	1 253	1 264

Our doors are available in custom sizes to insure best commercial application

- **Core:** rigid polyurethane foam by German Dow Chemical Company, density up to 50 kg/m³
- **Thermal conductivity:** 0,022 W/(m*k)
- **Exterior and interior metal, including door shoulders:** 0,5 mm thick galvanised steel, in RAL colours of your choice
- **Packaging:** 50 micron thick plastic stretch-wrap



Dorma lock and handle,
Germany

Door catalogue codes

ISD Industrial Single Leaf Steel Door
Right/Left Hinges on the right/ Hinges on the left

Example of door catalogue code: ISD 800 2000 40 Ral9003/Ral9003 Ang Right

Door type	Doorway Width	Doorway Height	Door leaf thickness	Door steel type		Frame type	Hinges location
				Exterior	Interior		
Industrial Single Leaf Steel Door	800	2000	40	RAL9003	RAL9003	Angular	Right

Additional options for Industry Steel Doors

Item	Price, VAT not included
Door closer	53
Door blade material: AISI 430, price for 1 sq m	16
Frame material: AISI 430, price for 1 running meter	23
Stainless steel metalware kit. Price for 1 sq m	5
Frame material: AISI 430, price for 1 running meter	23
IDD frame installation hardware to insulated sandwich panels	16
ISD frame installation hardware to insulated sandwich panels	14
IDD frame installation hardware to a brick wall	7
ISD frame installation hardware to a brick wall	4
Hidden installation hardware (ISD)	29
Hidden frame installation hardware AISI 304 (ISD)	82
Hidden frame installation hardware AISI 430 (ISD)	64
Hidden installation hardware (IDD)	34
Hidden frame installation hardware AISI 304 (IDD)	96
Hidden frame installation hardware AISI 430 (IDD)	73
Frame installation hardware for steel stud construction	5

Factory installed bumpers on ISD

Bumper material	Thickness, mm	Price for sq m	Price for running meter, VAT not included	
			Bottom 0,25 m	Bottom 0,5 m
AISI 304	1,5	77	19	39
AISI 430	1,5	55	14	28
Checker plate	1,5	56	14	28
Flat ABS plastic	4,0	31	8	16

Factory installed bumpers on IDD

Bumper material	Thickness, mm	Price for sq m	Price for running meter, VAT not included	
			Bottom 0,25 m	Bottom 0,5 m
AISI 304	1,5	80	20	40
AISI 430	1,5	57	14	28
Checker plate	1,5	57	14	28
Flat ABS plastic	4,0	42	11	21

Packaging

Item	Price, VAT not included
Stretch-wrap	included in door price
Cardboard packaging	calculated individually for your order
Wooden packaging	calculated individually for your order



Agrohim territory, bld. 58,
Shchelkovo, Moscow region,
Russia, 141101

+7 (925) 745-01-37



www.profhod.ru
www.profpnl.ru